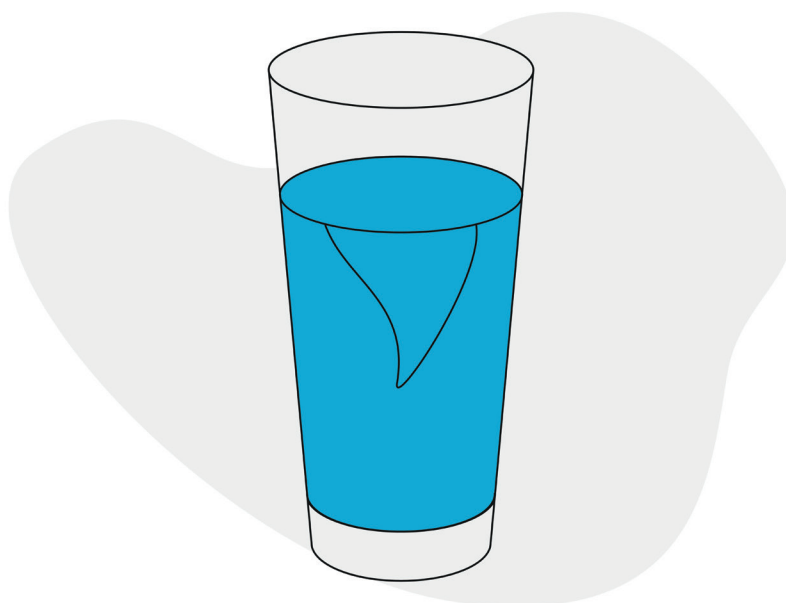










Tornado in a Glass

This experiment creates a water tornado safely at home. The experiment uses water and washing up liquid to create a tornado by stirring the mixture.



 Key Stage	 Age	 Learning	 Time	 Difficulty
TWO	7-11	Chemistry, Forces, Metrology	10 mins	EASY
 Materials Water, Washing up liquid, Glitter (Optional), A tall glass or a jar with a lid, A stirrer (pencil, chopstick, straw)				Teacher Pack NO
Links Click to open document				